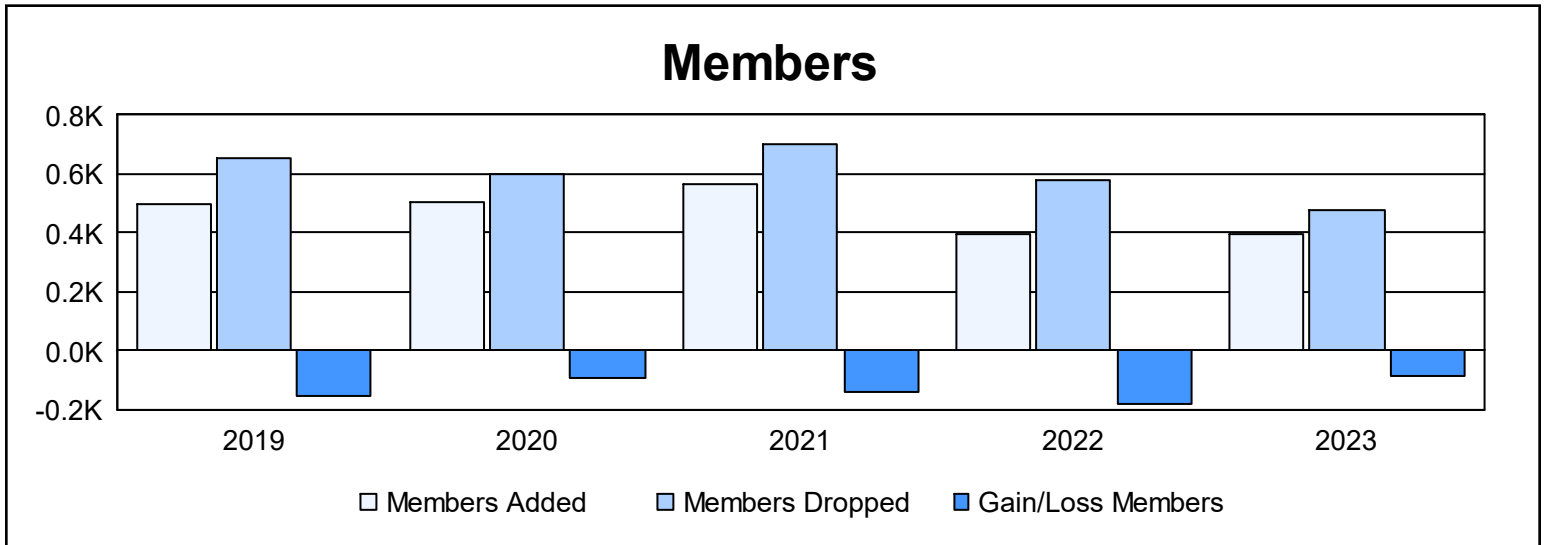
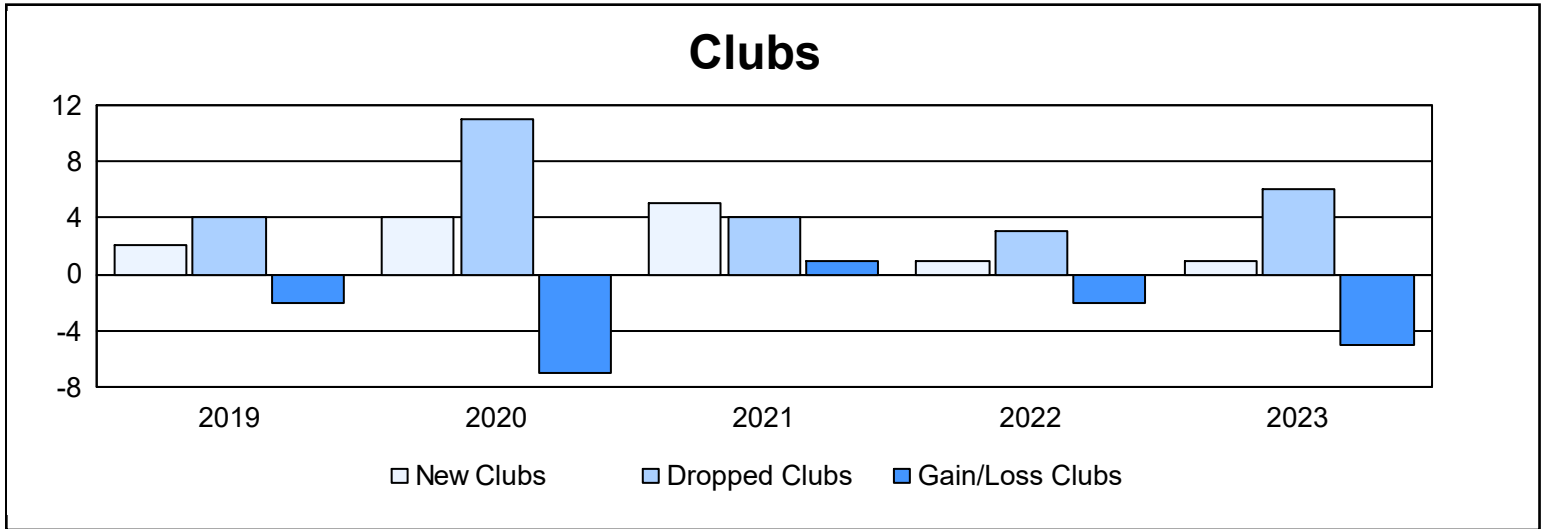
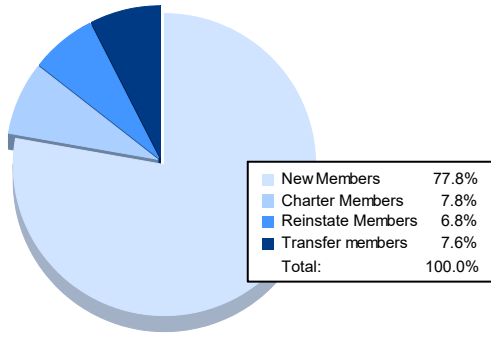


| Year | New Clubs | Dropped Clubs | Gain/ Loss Clubs | New Members | Charter Members | Reinstate Members | Transfer Members | Total Member Added | Total Members Dropped | Gain/ Loss Members |
|----------------|-----------|---------------|------------------|-------------|-----------------|-------------------|------------------|--------------------|-----------------------|--------------------|
| 2018-2019 | 2 | 4 | -2 | 356 | 47 | 52 | 40 | 495 | 652 | -157 |
| 2019-2020 | 4 | 11 | -7 | 273 | 153 | 27 | 53 | 506 | 600 | -94 |
| 2020-2021 | 5 | 4 | 1 | 298 | 180 | 48 | 40 | 566 | 704 | -138 |
| 2021-2022 | 1 | 3 | -2 | 282 | 36 | 42 | 38 | 398 | 578 | -180 |
| 2022-2023 | 1 | 6 | -5 | 309 | 31 | 27 | 30 | 397 | 480 | -83 |
| Average | 3 | 6 | -3 | 304 | 89 | 39 | 40 | 472 | 603 | -130 |



Membership Composition June 2023 Cumulative



Gender Composition June 2023 Cumulative

